

# UP 8501 - UP 8502 - UP 8504

## POWER AMPLIFIER



UP 8504

### DESCRIPTION

The 8000 series power amplifiers are designed around an innovative RCF power supply and amplification technology.

The full digital technology used in these new products allows extremely high efficiency both with AC and DC power supply operation, Pro-Quality audio reproduction and compactness: all the three models are built-in a single 19" Unit.

The switching mode power supplies include an independent DC 48 V section that guarantees extra redundancy to the possible failure of the units. Each channel is provided with two inputs and dedicated priority circuit to get mix/mute and exclusive priority operation.

The amplifiers are suitable for 70/100 V applications, using a unique RCF technology that allows to eliminate the line output transformer. Several status LEDs on front panel give a complete feedback on amplifier status, a DIP switch on rear panel allows to disable the frontal volume controls in order to avoid misuses. All connectors are removable screw terminals.

### CERTIFICATIONS AND APPROVALS

- CE comply with European Community 2006/95/CE LVD Directive and 2004/108/CE EMC
- Directive Immunity according to IEC EN 55013+A1+A2, IEC EN 55020+A2+EC, EN 61000-3-2, EN 61000-3-3+A1
- Safety according to IEC EN 60065:2002

### MAIN FEATURES

- Class D amplifier and double switching AC-DC power supply, transformer-less galvanic insulated speaker output
- Pro audio performance
- Selectable 70 – 100 V output per channel
- Double input per channel
- Active full protections on amplifier and power supply
- Stand-by, priority and fault remote commands
- Activity and status indicators
- Volume knobs on front panel with disablement facility
- Light-weight 1 U 19" rack enclosure

### MAIN APPLICATIONS

- Restaurants
- Market
- Hotels
- Office building
- Medical centres
- Airport
- Railway
- Shopping Centre
- Hospital
- School

### ACCESSORIES (included)

Fix each amplifier on the 19" rack cabinet front side through 4 screws.

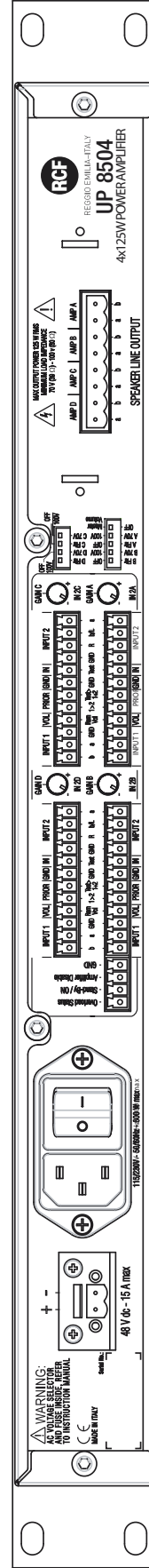
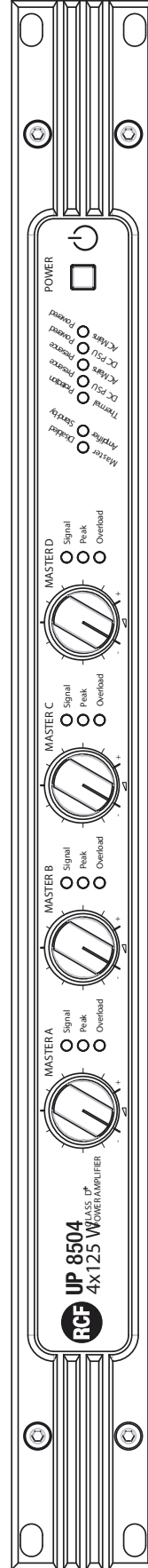
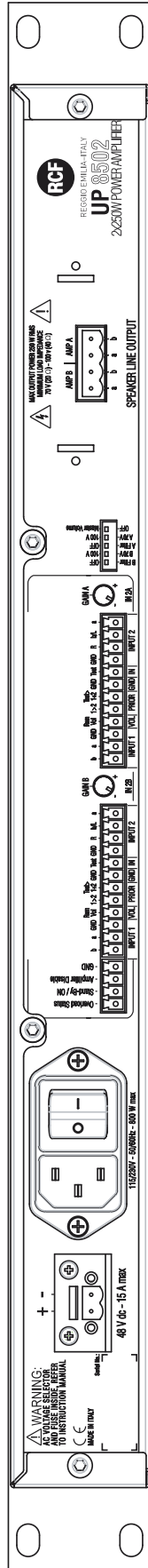
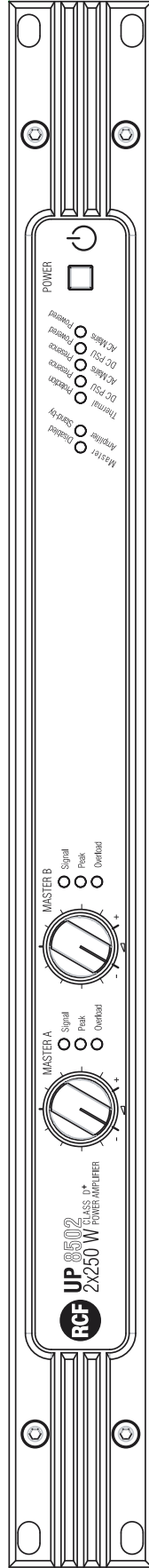
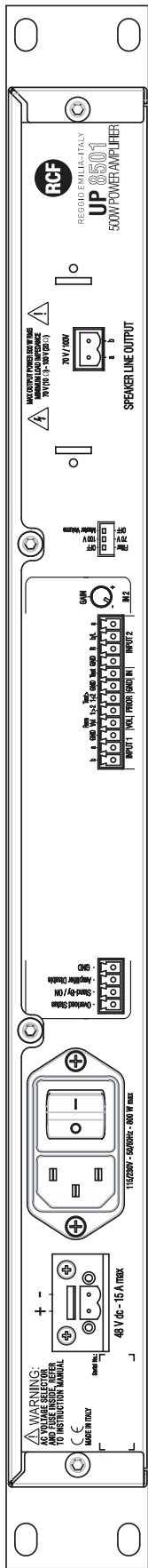
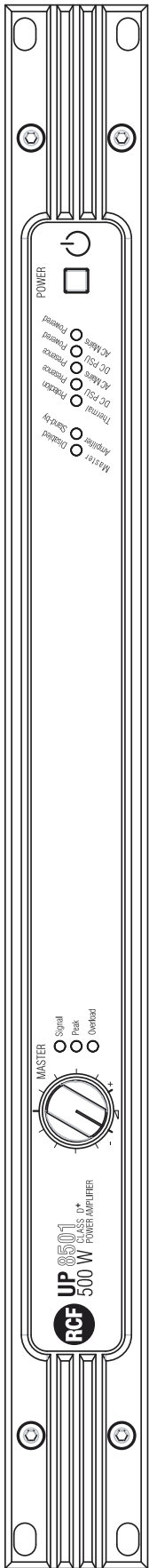
UP 8500 series amplifiers have forced ventilation controlled by a thermostat and can be stacked without spaces or ventilation panels.

Air ventilation is horizontally, so it is necessary to keep open the lateral sides.



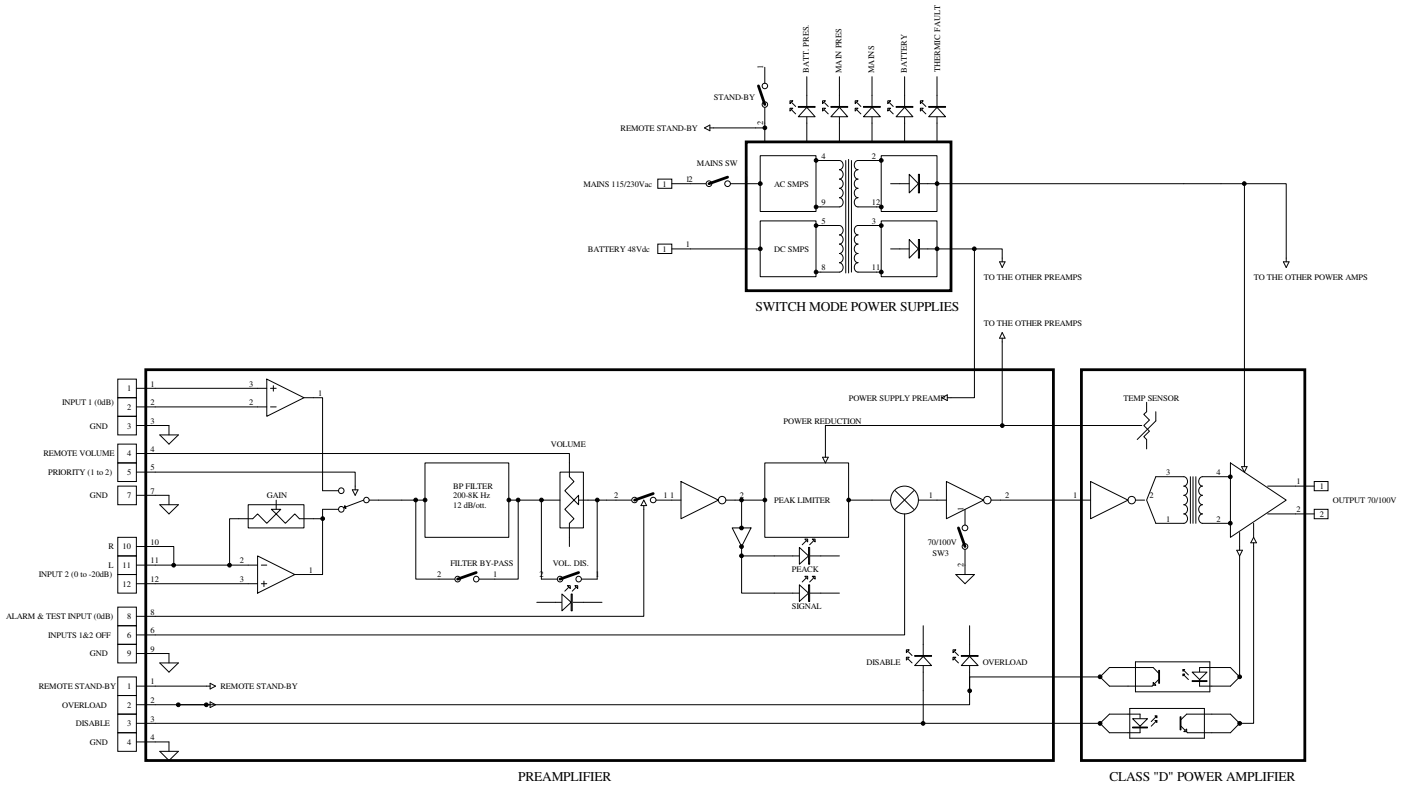
# UP 8501 - UP 8502 - UP 8504

## FRONT PANEL PANEL



# UP 8501 - UP 8502 - UP 8504

## SCHEMATICS

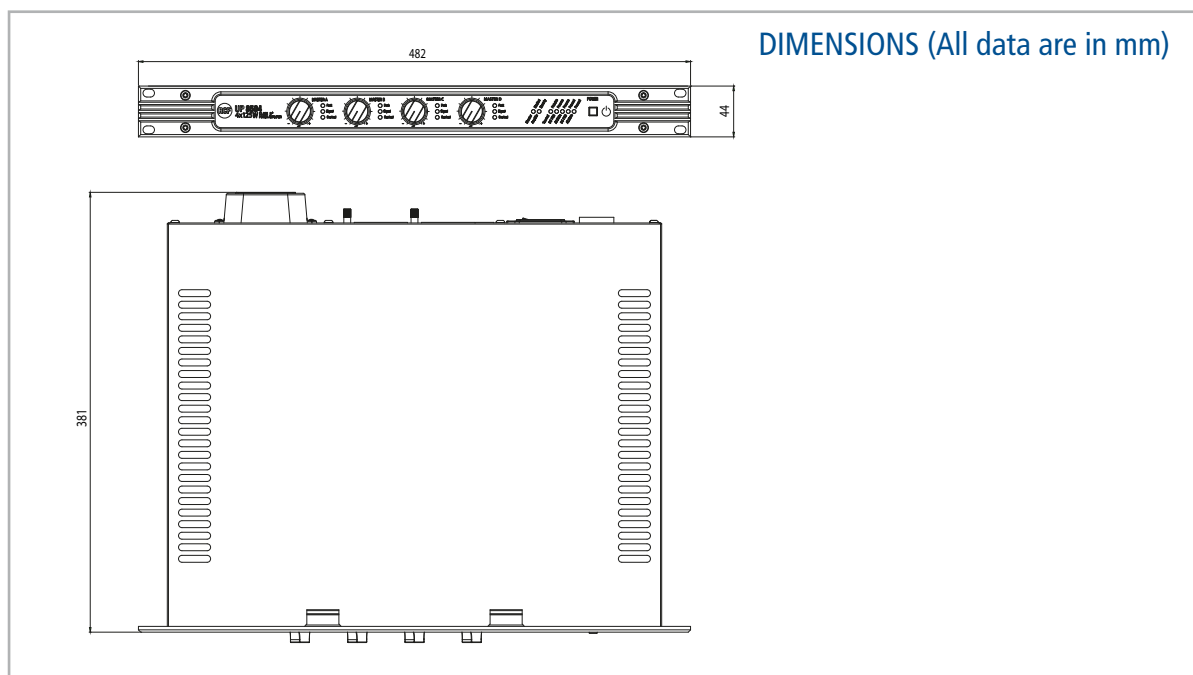


# UP 8501 - UP 8502 - UP 8504

## PART NUMBERS

UP 8501 12135070 - UP 8502 12135077 - UP 8504 12135079

1.0-J-G



DIMENSIONS (All data are in mm)

## SPECIFICATIONS

	UP 8501	UP 8502	UP 8504
NO. CHANNELS X OUTPUT POWER (RMS)	1 X 500 W	2 X 250 W	4 X 125 W
FREQUENCY RESPONSE		20 HZ ÷ 20 KHZ	
BAND-PASS FILTER (12 DB / OCT)		200 HZ ÷ 8 KHZ (PASSBAND)	
THD AND NOISE (AT MAX. POWER)		MAX. 0.3%	
SIGNAL / NOISE RATIO (IEC-A)		86 DB	
INPUT 1 SENSITIVITY		0 DBU (775 MV, MAX. 7 V)	
INPUT 2 SENSITIVITY		0 ÷ -20 DBU (775 ÷ 78 MV, MAX. 7 V)	
IN TEST SENSITIVITY		0 DBU (775 MV)	
INPUT IMPEDANCE		10 KΩ	
MINIMUM LOAD IMPEDANCE OF EACH 70 V LINE	10 Ω	20 Ω	40 Ω
MINIMUM LOAD IMPEDANCE OF EACH 100 V LINE	20 Ω	40 Ω	80 Ω
OVER SIGNAL LIMITER		20 DB	
OPERATING VOLTAGE	MAINS: 115 – 230V AC ±10%, 50 – 60 HZ (INTERNAL VOLTAGE SELECTOR) BATTERIES: 48 V DC ±10%		
POWER CONSUMPTION, AC STAND-BY		3 W	
POWER CONSUMPTION, DISABLED AMP.	13 W	15 W	20 W
POWER CONSUMPTION, NO INPUT SIGNAL	25 W	36 W	50 W
POWER CONSUMPTION, MUSICAL SIGNAL		160 W	
POWER CONSUMPTION, MAX. OUTPUT POWER		650 W	
POWER CONSUMPTION, MAX. OVERLOAD		800 W	
OPERATING TEMPERATURE	0 ÷ 55 °C (32 ÷ 131 °F), REL. HUMIDITY: MAX. 90%		
STORAGE TEMPERATURE	-10 ÷ 70 °C (14 ÷ 158 °F)		
DIMENSIONS (W, H, D)	482 MM, 44 MM, 375 MM (ONE 19" RACK UNIT)		
NET WEIGHT	5.1 KG	5.3 KG	5.5 KG
TEMPERATURA DI STOCCAGGIO	-10 ÷ 70 °C		
DIMENSIONI (L, H, P)	482 mm, 44 mm, 375 mm (1 unità rack 19")		
PESO NETTO	5.1 KG	5.3 KG	5.5 KG



www.rcf.it